


adaptaspace []

Monitor Support Arms



www.adaptaspace.com | 1-877-669-9942

WHERE DESIGN MEETS TECHNOLOGY



Simple Pole Mounted Arms Offer High Weight Load Capacity With Low Maintenance

We offer single support arms to multi-display configurations for up to six monitors mounted to a single pole attached to our Flex-Rail Mounting Beam.

Pole mounted arms support monitors up to 36" and provide the following features:

- Up to 16" Reach
- 360° arm rotation
- 200° of monitor tilt
- 90° pivot from landscape to portrait
- 12" manual height adjustment
- 40lb weight capacity per monitor
- 75 & 100mm VESA compatibility
- 10 year, 24/7 use warranty



Single High 9112S



Dual High - 9112D




Side By Side - 9120S



Dual Side By Side - 9120D



Triple Side By Side - STX03S



Dual High Triple Side By Side - STX33W



Fully Articulating Arms Offer Unlimited Positioning With Easy Adjustability

We offer single articulating arms for independent monitors or configured for dual and quad configurations. For multi-monitor setups, the monitors can be independently adjusted or fixed together so all move in tandem.

All articulating arms attach to our Flex-Rail Mounting Beam.

Fully articulating arms support monitors up to 43" and provide the following features:

- Up to 24" Reach
- 360° arm rotation
- 200° of monitor tilt
- 90° pivot from landscape to portrait
- 16" dynamic height adjustment
- 31lb weight capacity per monitor *
- 75 & 100mm VESA compatibility
- 10 year, 24/7 use warranty

* Heavy duty version can support up to 54 lb monitors



Single High 7000




Dual High - 7000W



Side By Side - 7000W



Side By Side - STX7000



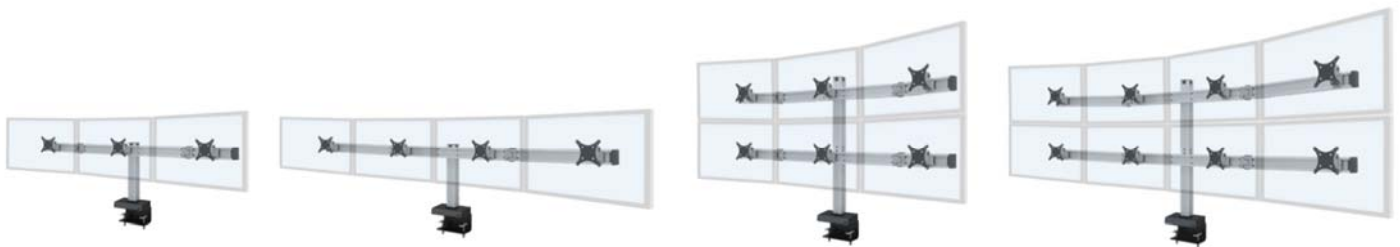
MULTI-DISPLAY SUPPORT ARRAYS

Fixed Support Arrays Offer Multi-Display Mounting With Pre-Set Ergonomic Viewing Angles And Distances

Our fixed support arrays are ideal for applications that have multiple displays that need to be aligned and do not require independent operator adjustability

Standard arrays can be configured for display sizes up to 24" in 4 over 4 arrangement.

- 30 lb weight capacity per monitor
- 10 year, 24/7 use warranty



Focal depth adjustable arrays support monitors up to 24" in a 6 over 6 arrangement and allow users to adjust the bank of displays to their preferred viewing distance.

- Up to 12" of focal depth adjustment
- 30 lb weight capacity per monitor



